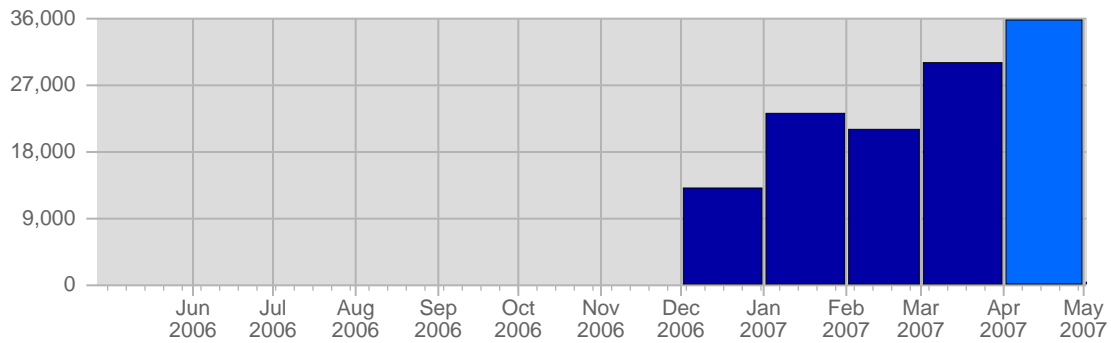


Traffic and Activity > Visits

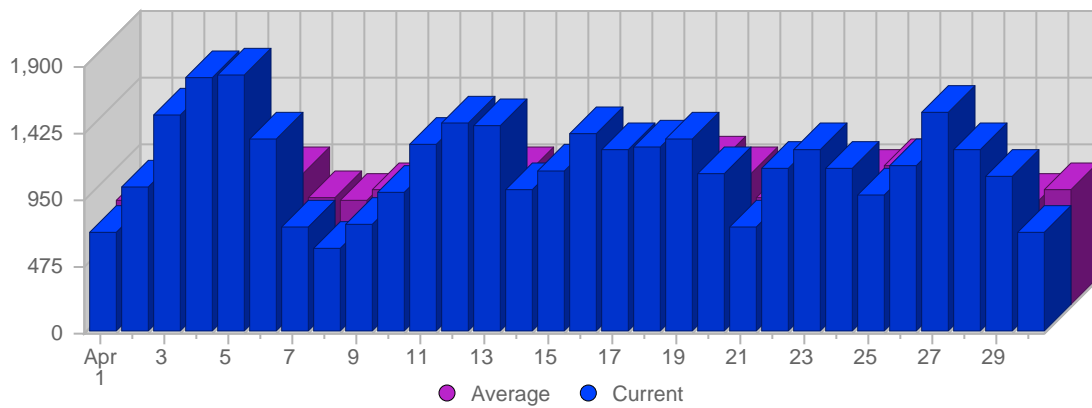
Report Description

Report Description: Visits during the month of April 2007
 Report Range: Month of April 2007
 Report Scope: Historical Data

Historic Breakdown



Breakdown



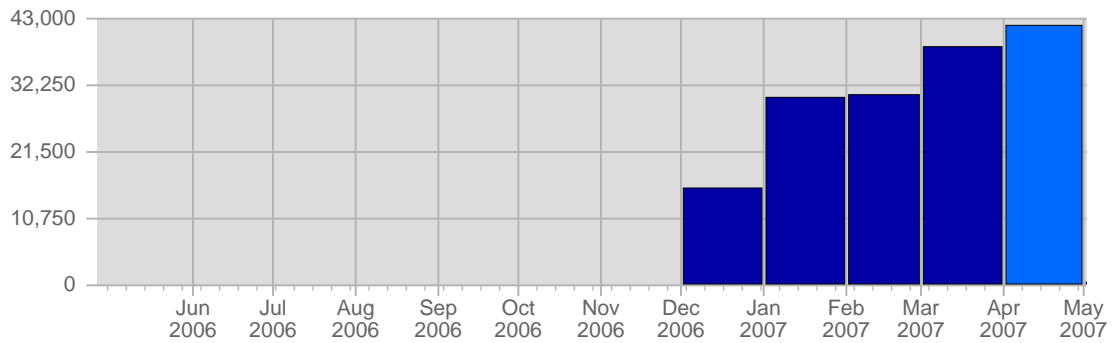
Date	Total Visits	Average Visits Historically	Change	Percent of Total Visits
Sun Apr 1st, 2007	706	750.00	+706 ▲	1,98%
Mon Apr 2nd, 2007	1,027	835,79	+1,027 ▲	2,88%
Tue Apr 3rd, 2007	1,539	930,58	+1,539 ▲	4,31%
Wed Apr 4th, 2007	1,822	1,006,11	+1,822 ▲	5,10%
Thu Apr 5th, 2007	1,832	1,020,47	+1,832 ▲	5,13%
Fri Apr 6th, 2007	1,380	940,63	+1,380 ▲	3,86%
Sat Apr 7th, 2007	752	768,37	+752 ▲	2,11%
Sun Apr 8th, 2007	596	750.00	-110 ▼	1,67%
Mon Apr 9th, 2007	774	835,79	-253 ▼	2,17%
Tue Apr 10th, 2007	1,003	930,58	-536 ▼	2,81%
Wed Apr 11th, 2007	1,342	1,006,11	-480 ▼	3,76%
Thu Apr 12th, 2007	1,486	1,020,47	-346 ▼	4,16%
Fri Apr 13th, 2007	1,466	940,63	+86 ▲	4,10%
Sat Apr 14th, 2007	1,007	768,37	+255 ▲	2,82%
Sun Apr 15th, 2007	1,158	750.00	+562 ▲	3,24%
Mon Apr 16th, 2007	1,409	835,79	+635 ▲	3,94%
Tue Apr 17th, 2007	1,307	930,58	+304 ▲	3,66%
Wed Apr 18th, 2007	1,327	1,006,11	-15 ▼	3,71%
Thu Apr 19th, 2007	1,382	1,020,47	-104 ▼	3,87%
Fri Apr 20th, 2007	1,139	940,63	-327 ▼	3,19%
Sat Apr 21st, 2007	755	768,37	-252 ▼	2,11%
Sun Apr 22nd, 2007	1,176	750.00	+18 ▲	3,29%
Mon Apr 23rd, 2007	1,305	835,79	-104 ▼	3,65%
Tue Apr 24th, 2007	1,170	930,58	-137 ▼	3,28%
Wed Apr 25th, 2007	985	1,006,11	-342 ▼	2,76%
Thu Apr 26th, 2007	1,190	1,020,47	-192 ▼	3,33%
Fri Apr 27th, 2007	1,568	940,63	+429 ▲	4,39%
Sat Apr 28th, 2007	1,295	768,37	+540 ▲	3,63%
Sun Apr 29th, 2007	1,120	750.00	-56 ▼	3,14%
Mon Apr 30th, 2007	707	835,79	-598 ▼	1,98%
	35,725	14,761		

Traffic and Activity > Page Views

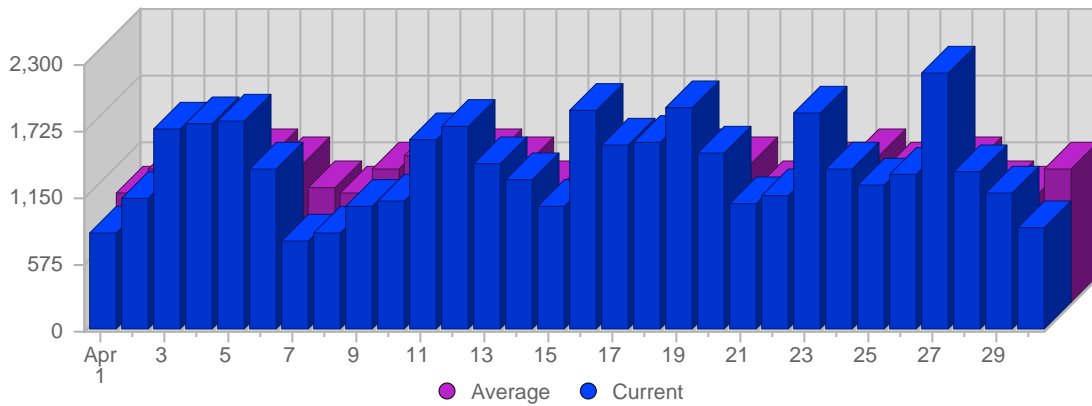
Report Description

Report Description: Page Views during the month of April 2007
 Report Range: Month of April 2007
 Report Scope: Historical Data

Historic Breakdown



Breakdown



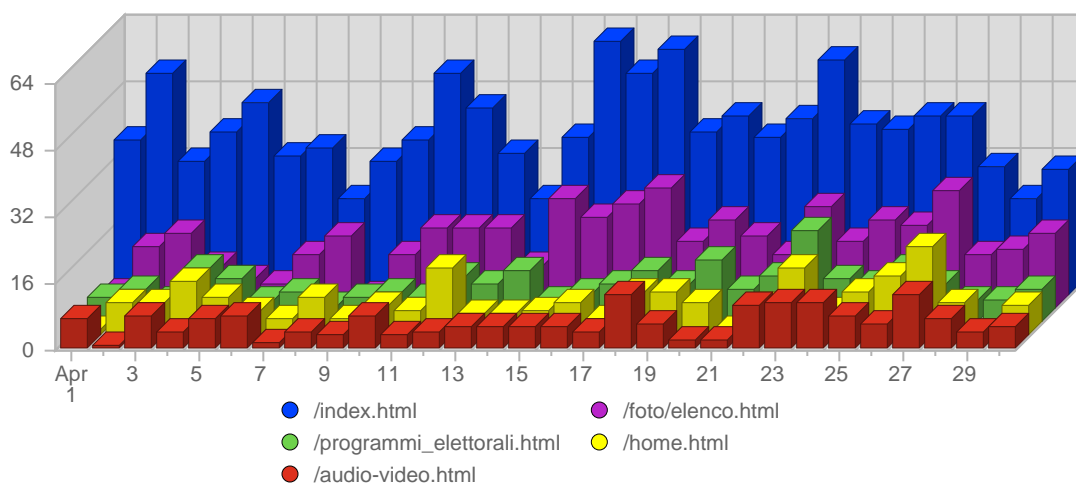
Date	Total Page Views	Average Page Views Historically	Change	Percent of Total Page Views
Sun Apr 1st, 2007	832	960,11	+832 ▲	1,98%
Mon Apr 2nd, 2007	1,146	1,159,74	+1,146 ▲	2,73%
Tue Apr 3rd, 2007	1,741	1,265,63	+1,741 ▲	4,15%
Wed Apr 4th, 2007	1,775	1,164,42	+1,775 ▲	4,23%
Thu Apr 5th, 2007	1,811	1,280,47	+1,811 ▲	4,31%
Fri Apr 6th, 2007	1,400	1,196,32	+1,400 ▲	3,33%
Sat Apr 7th, 2007	768	998,32	+768 ▲	1,83%
Sun Apr 8th, 2007	833	960,11	+1 ▲	1,98%
Mon Apr 9th, 2007	1,079	1,159,74	-67 ▼	2,57%
Tue Apr 10th, 2007	1,117	1,265,63	-624 ▼	2,66%
Wed Apr 11th, 2007	1,635	1,164,42	-140 ▼	3,89%
Thu Apr 12th, 2007	1,764	1,280,47	-47 ▼	4,20%
Fri Apr 13th, 2007	1,428	1,196,32	+28 ▲	3,40%
Sat Apr 14th, 2007	1,296	998,32	+528 ▲	3,09%
Sun Apr 15th, 2007	1,065	960,11	+232 ▲	2,54%
Mon Apr 16th, 2007	1,892	1,159,74	+813 ▲	4,51%
Tue Apr 17th, 2007	1,594	1,265,63	+477 ▲	3,80%
Wed Apr 18th, 2007	1,629	1,164,42	-6 ▼	3,88%
Thu Apr 19th, 2007	1,915	1,280,47	+151 ▲	4,56%
Fri Apr 20th, 2007	1,518	1,196,32	+90 ▲	3,61%
Sat Apr 21st, 2007	1,093	998,32	-203 ▼	2,60%
Sun Apr 22nd, 2007	1,164	960,11	+99 ▲	2,77%
Mon Apr 23rd, 2007	1,866	1,159,74	-26 ▼	4,44%
Tue Apr 24th, 2007	1,398	1,265,63	-196 ▼	3,33%
Wed Apr 25th, 2007	1,255	1,164,42	-374 ▼	2,99%
Thu Apr 26th, 2007	1,335	1,280,47	-580 ▼	3,18%
Fri Apr 27th, 2007	2,224	1,196,32	+706 ▲	5,30%
Sat Apr 28th, 2007	1,365	998,32	+272 ▲	3,25%
Sun Apr 29th, 2007	1,185	960,11	+21 ▲	2,82%
Mon Apr 30th, 2007	879	1,159,74	-987 ▼	2,09%
	42,002	28,318		

Pages and Content > Pages

Report Description

Report Description: Pages visitors viewed during the month of April 2007
 Report Range: Month of April 2007
 Report Scope: Historical Data
 List Size: 25 of 3010

Breakdown



#	Title & Page	Total Page Views	Average Page Views Historically	Change	Percent of Page Views
1.	/index.html	1,202	773,50	+76 ▲	2,86%
2.	/foto/elenco.html	496	310,25	+61 ▲	1,18%
3.	/programmi_elettorali.html	266	75,25	+119 ▲	0,63%
4.	/home.html	237	144,25	+49 ▲	0,56%
5.	/audio-video.html	179	89,25	+64 ▲	0,43%
6.	/testi.html	167	67,75	+46 ▲	0,40%
7.	/risultati.html	167	132,75	-18 ▼	0,40%
8.	/referendum_story.html	164	140,00	-27 ▼	0,39%
9.	/documenti.html	145	97,00	+4 ▲	0,35%
10.	/gentili.html	126	90,00	-3 ▼	0,30%
11.	/link.html	113	81,25	-1 ▼	0,27%
12.	/snaidero.html	113	86,75	-2 ▼	0,27%
13.	/comitato_260305.html	105	82,00	-1 ▼	0,25%
14.	/documenti_fvg.html	99	49,75	+33 ▲	0,24%
15.	/osimo.html	96	135,75	-8 ▼	0,23%
16.	/comunicati_fvg1.html	95	50,50	+18 ▲	0,23%
17.	/miliardari.html	93	67,25	-51 ▼	0,22%

Continued on Page 2 ...

... continued from Page 1

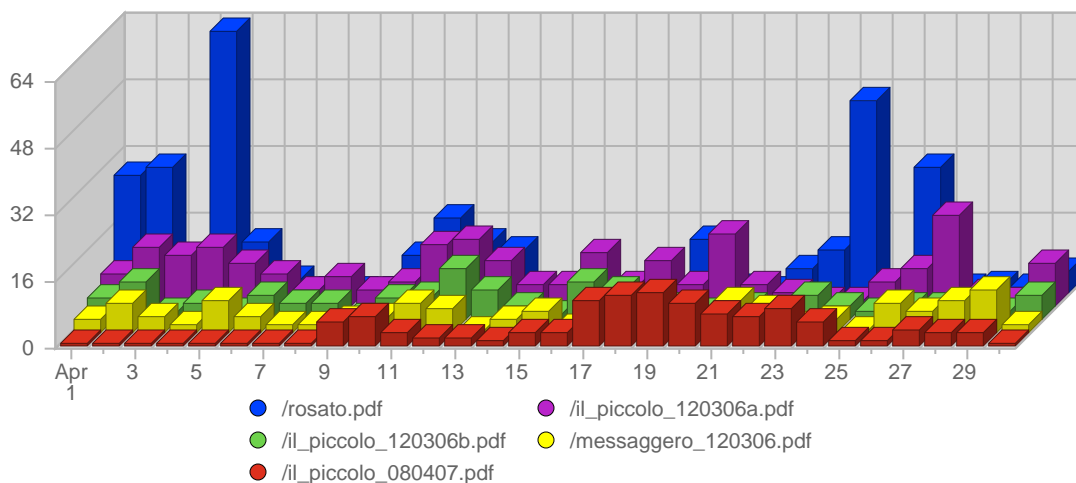
18.	/articoli_fvg.html	91	51.00	+17 ▲	0,22%
19.	/foto_pipi/index.html	89	61,75	-1 ▼	0,21%
20.	/elezioni_2006.html	81	26,75	+40 ▲	0,19%
21.	/programma_rosa.html	79	31.00	+26 ▲	0,19%
22.	/gorizia_150407/index.html	77	-	+77 ▲	0,18%
23.	/cadelli/index.html	76	38.00	+10 ▲	0,18%
24.	/mendizza_150106.html	75	32.00	+25 ▲	0,18%
25.	/rassegna_pdf.html	75	52,50	+18 ▲	0,18%
		42,002	19,403		

Pages and Content > Media & Downloads

Report Description

Report Description: Downloads during the month of April 2007
 Report Range: Month of April 2007
 Report Scope: Historical Data
 List Size: 25 of 599

Breakdown



#	File	Total Downloads	Average Downloads Historically	Change	Percent of Downloads
1.	/rosato.pdf	302	210,50	-29 ▼	3,83%
2.	/il_piccolo_120306a.pdf	251	205,25	-24 ▼	3,19%
3.	/il_piccolo_120306b.pdf	127	88,00	-6 ▼	1,61%
4.	/messaggero_120306.pdf	123	98,75	-10 ▼	1,56%
5.	/il_piccolo_080407.pdf	115	-	+115 ▲	1,46%
6.	/messaggero_050407.pdf	110	-	+110 ▲	1,40%
7.	/25_aprile.pdf	89	-	+89 ▲	1,13%
8.	/progetti_per_milano.pdf	84	25,75	+36 ▲	1,07%
9.	/il_piccolo_100407.pdf	67	-	+67 ▲	0,85%
10.	/programma_per_milano.pdf	67	16,75	+39 ▲	0,85%
11.	/il_piccolo_040407.pdf	67	-	+67 ▲	0,85%
12.	/il_piccolo_110407.pdf	62	-	+62 ▲	0,79%
13.	/messaggero_060407.pdf	60	-	+60 ▲	0,76%
14.	/pipi_030407.pdf	50	-	+50 ▲	0,64%
15.	/messaggero_010805.pdf	50	19,50	+24 ▲	0,64%
16.	/programma_gorizia.pdf	47	0,00	+35 ▲	0,60%
17.	/50_rose_per_torino.doc	43	7,50	+28 ▲	0,55%

Continued on Page 2 ...

... continued from Page 1

18.	/il_piccolo_210605.pdf	42	9,00	+23 ▲	0,53%
19.	/poropat.pdf	41	14,75	+27 ▲	0,52%
20.	/messaggero_100407.pdf	37	-	+37 ▲	0,47%
21.	/programma_npsi_go.pdf	36	0,00	+25 ▲	0,46%
22.	/quelle_fiamme.pdf	36	21,25	+6 ▲	0,46%
23.	/messaggero_240704b.pdf	35	6,25	+31 ▲	0,44%
24.	/presentazione.pdf	34	0,00	+12 ▲	0,43%
25.	/il_piccolo_220405.pdf	34	33,75	-4 ▼	0,43%
		7,879	3,548		