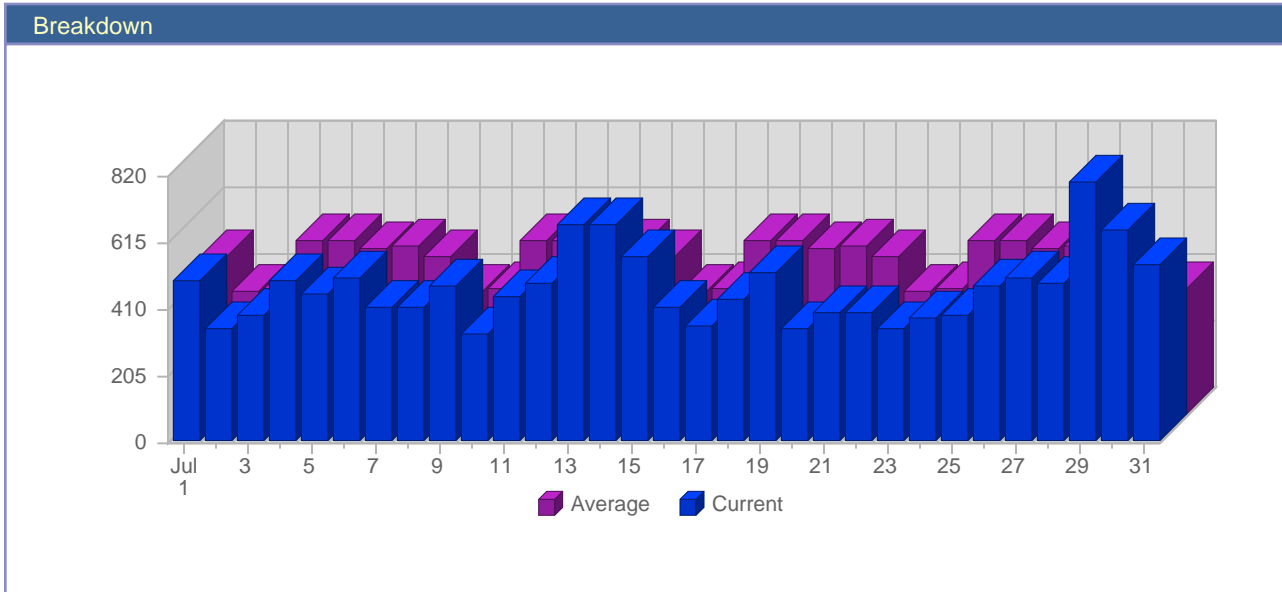
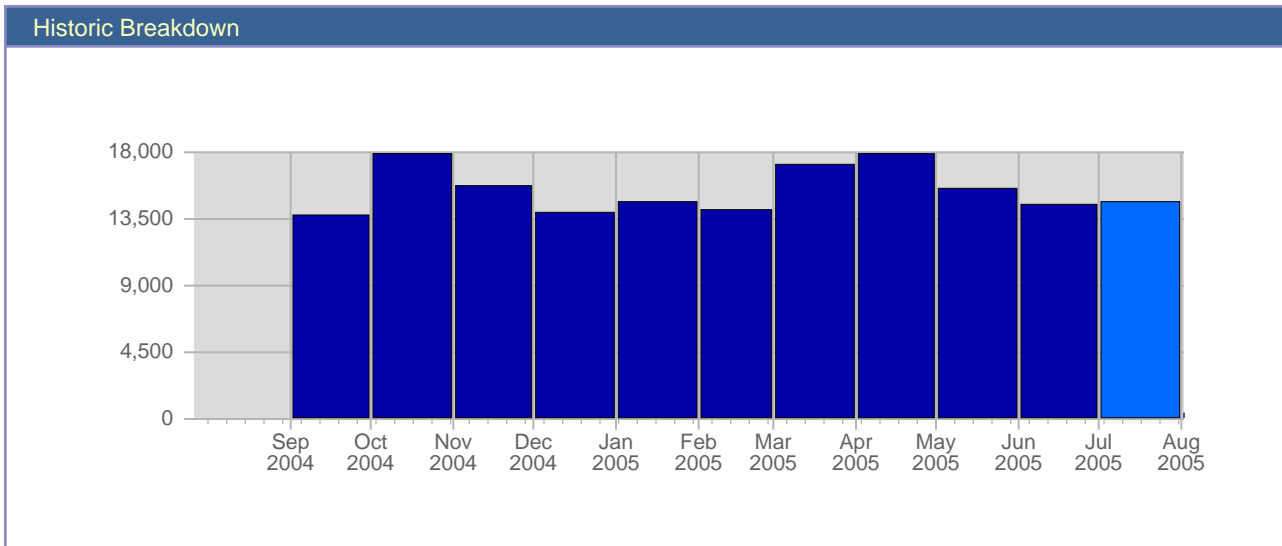




Traffic Reports Visits

Report Description

Report Description: Visits during the month of July 2005
 Report Range: Month of July 2005
 Report Scope: Historical Data



Date	Total Visits	Average Visits Historically	Change	Percent of Total Visits
Fri Jul 1st, 2005	494	490.37	+32 ▲	3.37%
Sat Jul 2nd, 2005	351	382.61	-98 ▼	2.40%
Sun Jul 3rd, 2005	391	393.41	-39 ▼	2.67%
Mon Jul 4th, 2005	499	536.31	-36 ▼	3.41%
Tue Jul 5th, 2005	454	535.88	+73 ▲	3.10%
Wed Jul 6th, 2005	501	510.71	+164 ▲	3.42%
Thu Jul 7th, 2005	410	516.88	+163 ▲	2.80%
Fri Jul 8th, 2005	415	490.37	-79 ▼	2.84%
Sat Jul 9th, 2005	476	382.61	+125 ▲	3.25%
Sun Jul 10th, 2005	335	393.41	-56 ▼	2.29%
Mon Jul 11th, 2005	450	536.31	-49 ▼	3.07%
Tue Jul 12th, 2005	490	535.88	+36 ▲	3.35%
Wed Jul 13th, 2005	665	510.71	+164 ▲	4.54%
Thu Jul 14th, 2005	671	516.88	+261 ▲	4.58%
Fri Jul 15th, 2005	572	490.37	+157 ▲	3.91%
Sat Jul 16th, 2005	418	382.61	-58 ▼	2.86%
Sun Jul 17th, 2005	359	393.41	+24 ▲	2.45%
Mon Jul 18th, 2005	438	536.31	-12 ▼	2.99%
Tue Jul 19th, 2005	522	535.88	+32 ▲	3.57%
Wed Jul 20th, 2005	350	510.71	-315 ▼	2.39%
Thu Jul 21st, 2005	400	516.88	-271 ▼	2.73%
Fri Jul 22nd, 2005	396	490.37	-176 ▼	2.71%
Sat Jul 23rd, 2005	349	382.61	-69 ▼	2.38%
Sun Jul 24th, 2005	378	393.41	+19 ▲	2.58%
Mon Jul 25th, 2005	386	536.31	-52 ▼	2.64%
Tue Jul 26th, 2005	476	535.88	-46 ▼	3.25%
Wed Jul 27th, 2005	504	510.71	+154 ▲	3.44%
Thu Jul 28th, 2005	488	516.88	+88 ▲	3.33%
Fri Jul 29th, 2005	802	490.37	+406 ▲	5.48%
Sat Jul 30th, 2005	654	382.61	+305 ▲	4.47%
Sun Jul 31st, 2005	546	393.41	+168 ▲	3.73%
	14,640	12,432		

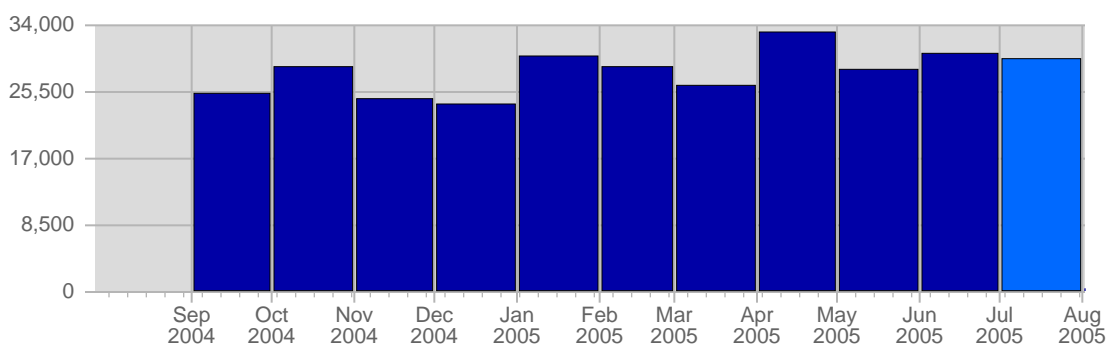


Traffic Reports Page Views

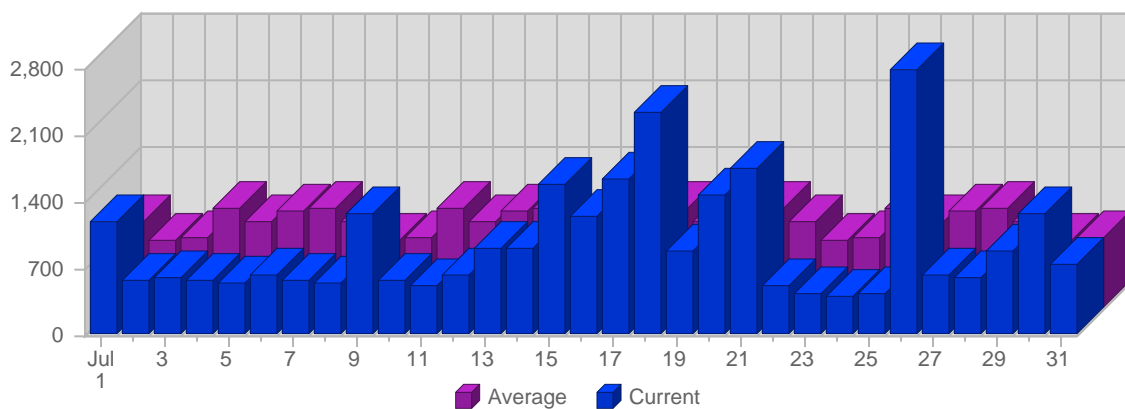
Report Description

Report Description: Page Views during the month of July 2005
 Report Range: Month of July 2005
 Report Scope: Historical Data

Historic Breakdown



Breakdown



Date	Total Page Views	Average Page Views Historically	Change	Percent of Total Page Views
Fri Jul 1st, 2005	1,181	907.34	+476 ▲	3.98%
Sat Jul 2nd, 2005	563	710.90	-76 ▼	1.90%
Sun Jul 3rd, 2005	590	729.85	-261 ▼	1.99%
Mon Jul 4th, 2005	576	1,039.03	-257 ▼	1.94%
Tue Jul 5th, 2005	558	910.53	-176 ▼	1.88%
Wed Jul 6th, 2005	641	1,008.98	-52 ▼	2.16%
Thu Jul 7th, 2005	562	1,051.63	+216 ▲	1.89%
Fri Jul 8th, 2005	538	907.34	-643 ▼	1.81%
Sat Jul 9th, 2005	1,280	710.90	+717 ▲	4.32%
Sun Jul 10th, 2005	585	729.85	-5 ▼	1.97%
Mon Jul 11th, 2005	512	1,039.03	-64 ▼	1.73%
Tue Jul 12th, 2005	628	910.53	+70 ▲	2.12%
Wed Jul 13th, 2005	898	1,008.98	+257 ▲	3.03%
Thu Jul 14th, 2005	921	1,051.63	+359 ▲	3.11%
Fri Jul 15th, 2005	1,580	907.34	+1,042 ▲	5.33%
Sat Jul 16th, 2005	1,240	710.90	-40 ▼	4.18%
Sun Jul 17th, 2005	1,629	729.85	+1,044 ▲	5.49%
Mon Jul 18th, 2005	2,324	1,039.03	+1,812 ▲	7.83%
Tue Jul 19th, 2005	888	910.53	+260 ▲	2.99%
Wed Jul 20th, 2005	1,477	1,008.98	+579 ▲	4.98%
Thu Jul 21st, 2005	1,761	1,051.63	+840 ▲	5.94%
Fri Jul 22nd, 2005	509	907.34	-1,071 ▼	1.72%
Sat Jul 23rd, 2005	437	710.90	-803 ▼	1.47%
Sun Jul 24th, 2005	410	729.85	-1,219 ▼	1.38%
Mon Jul 25th, 2005	435	1,039.03	-1,889 ▼	1.47%
Tue Jul 26th, 2005	2,797	910.53	+1,909 ▲	9.43%
Wed Jul 27th, 2005	634	1,008.98	-843 ▼	2.14%
Thu Jul 28th, 2005	600	1,051.63	-1,161 ▼	2.02%
Fri Jul 29th, 2005	888	907.34	+379 ▲	2.99%
Sat Jul 30th, 2005	1,276	710.90	+839 ▲	4.30%
Sun Jul 31st, 2005	748	729.85	+338 ▲	2.52%
	29,666	25,410		

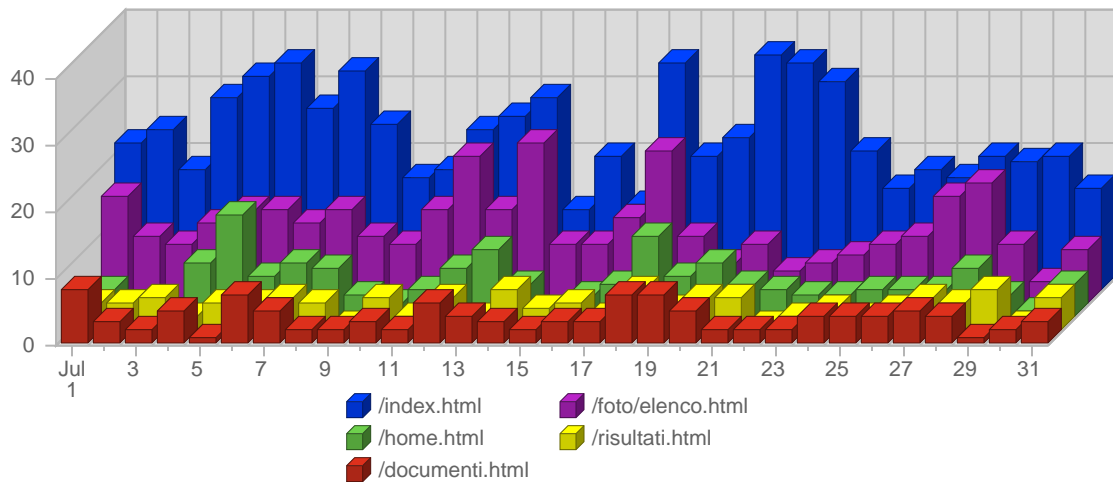


Pages Reports Pages

Report Description

Report Description: Pages visitors viewed during the month of July 2005
 Report Range: Month of July 2005
 Report Scope: Historical Data
 List Size: 25 of 2881

Breakdown



#	Title	Total Page Views	Average Page Views Historically	Change	Percent of Page Views
1.	/index.html	725	971.23	-321 ▼	2.44%
2.	/foto/elenco.html	364	495.69	-186 ▼	1.23%
3.	/home.html	160	275.85	-71 ▼	0.54%
4.	/risultati.html	113	216.23	-68 ▼	0.38%
5.	/documenti.html	113	202.15	-71 ▼	0.38%
6.	/comitato_260305.html	113	338.75	-160 ▼	0.38%
7.	/link.html	97	116.39	-10 ▼	0.33%
8.	/foto_capezzone/index.html	89	64.15	-114 ▼	0.30%
9.	/comunicati_fvg1.html	82	87.00	-20 ▼	0.28%
10.	/associazione.html	77	124.62	-6 ▼	0.26%
11.	/rassegna_pdf.html	76	64.15	-2 ▼	0.26%
12.	/foto_100605b/index.html	76	-	-15 ▼	0.26%
13.	/articoli_fvg.html	76	99.31	-21 ▼	0.26%
14.	/entrate_comitato.html	71	44.50	-18 ▼	0.24%

Continued on Page 2 ...

... continued from Page 1

15.	/metadone.html	67	40.31	-5 ▼	0.23%
16.	/foto_100605c/index.html	62	-	-43 ▼	0.21%
17.	/audio-video.html	62	69.31	-25 ▼	0.21%
18.	/documenti_fvg.html	61	102.92	-122 ▼	0.21%
19.	/timisoara.html	60	74.77	+2 ▲	0.20%
20.	/referendum_story.html	60	176.23	-896 ▼	0.20%
21.	/testi.html	59	113.92	-161 ▼	0.20%
22.	/comunicato_130605.html	58	-	+22 ▲	0.20%
23.	/foto_100605a/index.html	57	-	-49 ▼	0.19%
24.	/osimo.html	57	53.85	-29 ▼	0.19%
25.	/comunicato_120605.html	56	-	+22 ▲	0.19%
		29,669	24,818		

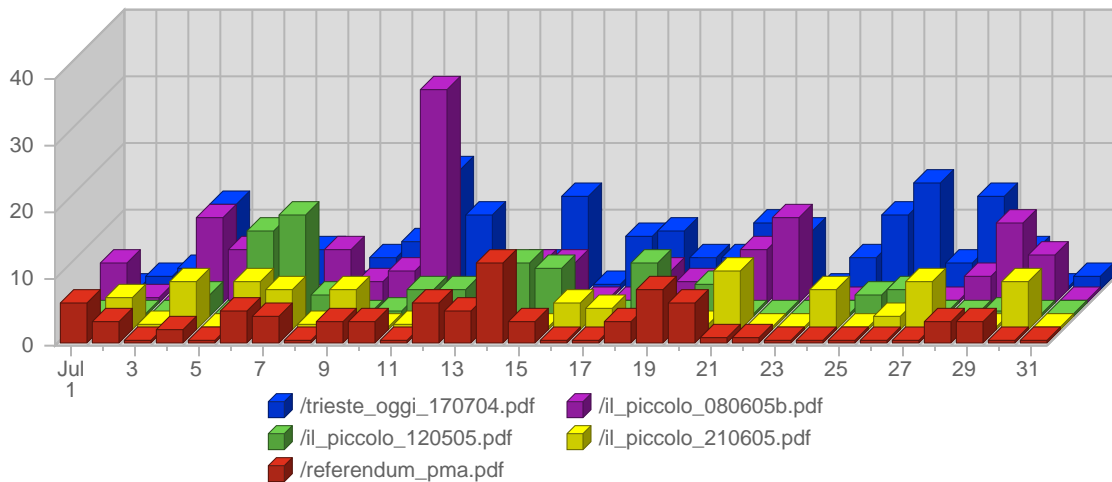


Pages Reports Media & Downloads

Report Description

Report Description: Files visitors downloads during the month of July 2005
 Report Range: Month of July 2005
 Report Scope: Historical Data
 List Size: 25 of 334

Breakdown



#	File	Total Downloads	Average Downloads Historically	Change	Percent of Downloads
1.	/trieste_oggi_170704.pdf	204	136.33	+201 ▲	5.51%
2.	/il_piccolo_080605b.pdf	143	-	-36 ▼	3.87%
3.	/il_piccolo_120505.pdf	79	31.50	+16 ▲	2.14%
4.	/il_piccolo_210605.pdf	77	-	+66 ▲	2.08%
5.	/referendum_pma.pdf	77	131.50	-186 ▼	2.08%
6.	/messaggero_200305.pdf	61	22.75	+57 ▲	1.65%
7.	/il_piccolo_300605.pdf	61	-	+60 ▲	1.65%
8.	/il_piccolo_170505.pdf	53	24.00	+5 ▲	1.43%
9.	/il_piccolo_100605a.pdf	51	-	-9 ▼	1.38%
10.	/il_piccolo_100405.pdf	48	38.00	0 ▬	1.30%
11.	/statistiche_0605.pdf	46	-	+46 ▲	1.24%
12.	/il_piccolo_070705.pdf	44	-	+44 ▲	1.19%
13.	/il_piccolo_260605.pdf	42	-	+42 ▲	1.14%
14.	/il_piccolo_290605.pdf	42	-	+41 ▲	1.14%

Continued on Page 2 ...

... continued from Page 1

15.	/il_piccolo_290704.pdf	40	22.91	+34 ▲	1.08%
16.	/il_piccolo_270605b.pdf	39	-	+39 ▲	1.05%
17.	/il_piccolo_030505.pdf	38	16.00	+6 ▲	1.03%
18.	/messaggero_170305.pdf	38	4.75	+27 ▲	1.03%
19.	/messaggero_280205.pdf	37	11.25	+34 ▲	1.00%
20.	/il_piccolo_270605a.pdf	37	-	+36 ▲	1.00%
21.	/il_piccolo_100904.pdf	34	25.20	+19 ▲	0.92%
22.	/il_piccolo_211104.pdf	32	17.88	+25 ▲	0.87%
23.	/il_piccolo_240505.pdf	31	10.50	+10 ▲	0.84%
24.	/il_piccolo_070605a.pdf	31	-	-5 ▼	0.84%
25.	/messaggero_290105.pdf	30	19.67	+25 ▲	0.81%
		3,700	1,903		